



CREATIVE

ENGINEERED QUARTZ COLLECTION
2021



T H E
L A R G E S T
S I Z E
E V E R
S E E N

a group of
AntiqueTM
VITRIFIED TILES

CREATIVELY I N N O V A T E

In 1994, the Antique group of companies marked the inception of their journey into ceramics. After gaining experience galore in various other fields such as textiles, non-woven, minerals and pharma, the Antique group of companies is now embarking on a novel ceramic brand, Evolution.

With about 20 other daughter companies under its umbrella, the sky is the limit for the Antique group. In order to be distinctive and the best at what they do, the company uses state of the art technology without any compromises in the finesse and quality of the products. Using high-end machinery imported from Italy contributes to the Company's success in being one of the best floor tiles and wall tiles manufacturers in the country.

At the House of evolution engineered quartz, product, design and innovation are at the heart of everything we do, and our driven team of creative designers and technicians translate current trends and technological advances into commercial and production efficient engineered quartz ranges.

The House of Art, Evolution unique and extensive product range covers quartz, ceramic, porcelain, glass and natural stone, and we offer diverse range options across wall, floor and multi-use solutions.

Evolution is a business to business organisation, and our products are supplied via leading retailers and distributors. We are committed to providing all of our retail and distribution partners with a market-leading customer service across worldwide.

THE
MILESTONE

We started back in 1994 and since then, Evolution tiles has emerged as one of the top flooring companies in India. You'll see it in the vibrant colors of your office entryway, the durable aisles underfoot at the grocery stores, and the warm, inviting, beautiful kitchen floor that has been designed for countless family celebrations. That's us, Evolution Tiles.

TECHNOLOGY
AT IT'S BEST

In order to be distinctive and the best at what they do, the company users state of the art technology without any compromises in the finesse and quality of the product.

Using High end machinery imported from Italy, contributes to the company's success in being one of the best floor tiles and wall tiles manufacturers in the country today.



1994	Fine Ceramic Pvt. Ltd.	2004	Antique Granito Pvt. Ltd.	2010	Antique Marbonite Pvt. Ltd.	2011	Antique Marbonite Pvt. Ltd. (Quartz Plant)	2013	Shivam Enterprise	2014	Antiqua Ceramic Pvt. Ltd.	2018	Antiqua Mineral Pvt. Ltd.	2019	Shivam Surface(I) LLP. (Quartz Plant)	2020	Shivam Enterprise(USA) INC.	2020	Shivam Multi Micron LLP.
1998	Shine Ceramic Pvt. Ltd.	2007	Antique Mineral Pvt. Ltd.	2011	Antique Non Woven Pvt. Ltd.	2012	Antique Power Pvt. Ltd.	2013	Antique Texttile Pvt. Ltd.	2017	Mineral World LLP.	2018	Evolution Ceramic	2020	Antique Pharma LLP.	2020	Antiek Vitrified LLP. (Evolution)	2020	Shivam Enterprise(UK) Pvt. Ltd.



KITCHEN

engineered quartz is technical ceramic featuring extra-large sizes and a low thickness, with the characteristics of engineered quartz. These slabs of exceptional beauty and versatility do not fear the ravages of time.

BATHROOM

A material so innovative that it breaks down the barriers between surfaces for architecture and furnishing. Strength plus lightness, very large sizes and a low thickness to make floors, walls, furnishings and finishings. Not just surfaces.




FURNITURE

engineered quartz offers a very rich variety of textural effects so as to always find the right uncompromising inspiration. Each material is a prototype of beauty.

OFFICE

engineered quartz so innovative and versatile that they break down the barriers between surfaces for architecture and furnishing, between indoor and outdoor use. The freedom to design grows, with solutions that were impossible until yesterday.





523

SIZE:

1600x
3200mm

ENGINEERED
QUARTZ
STONE

APPLICATIONS:



KITCHEN
BATH




HOSPITAL
WELLNESS



INDOOR

THICKNESS:
20mm / 30mm

FINISH:
POLISHED



ANEMON / 1600X3200MM / ENGINEERED QUARTZ STONE



611

SIZE:

1600x
3200mm

ENGINEERED
QUARTZ
STONE

APPLICATIONS:



KITCHEN
BATH



HOSPITAL
WELLNESS



INDOOR

THICKNESS:
20mm / 30mm

FINISH:
POLISHED



ANEMON / 1600X3200MM / ENGINEERED QUARTZ STONE



9002H

SIZE:

1600x
3200mm

ENGINEERED
QUARTZ
STONE

APPLICATIONS:



KITCHEN
BATH



HOSPITAL
WELLNESS



INDOOR

THICKNESS:
20mm / 30mm

FINISH:
POLISHED



ANEMON / 1600X3200MM / ENGINEERED QUARTZ STONE



90001

SIZE:

1600x
3200mm

ENGINEERED
QUARTZ
STONE

APPLICATIONS:



KITCHEN
BATH



HOSPITAL
WELLNESS



INDOOR

THICKNESS:
20mm / 30mm

FINISH:
POLISHED



ANEMON / 1600X3200MM / ENGINEERED QUARTZ STONE



90002V

SIZE:

1600x
3200mm

ENGINEERED
QUARTZ
STONE

APPLICATIONS:



KITCHEN
BATH



HOSPITAL
WELLNESS



INDOOR

THICKNESS:
20mm / 30mm

FINISH:
POLISHED



ANEMON / 1600X3200MM / ENGINEERED QUARTZ STONE



200089

SIZE:

1600x
3200mm

ENGINEERED
QUARTZ
STONE

APPLICATIONS:



KITCHEN
BATH




HOSPITAL
WELLNESS



INDOOR

THICKNESS:
20mm / 30mm

FINISH:
POLISHED



ANEMON / 1600X3200MM / ENGINEERED QUARTZ STONE



2000111

SIZE:

1600x
3200mm

ENGINEERED
QUARTZ
STONE

APPLICATIONS:



KITCHEN
BATH




HOSPITAL
WELLNESS



INDOOR

THICKNESS:
20mm / 30mm

FINISH:
POLISHED



ANEMON / 1600X3200MM / ENGINEERED QUARTZ STONE



2000333

SIZE:

1600x
3200mm

ENGINEERED
QUARTZ
STONE

APPLICATIONS:



KITCHEN
BATH




HOSPITAL
WELLNESS



INDOOR

THICKNESS:
20mm / 30mm

FINISH:
POLISHED



ANEMON / 1600X3200MM / ENGINEERED QUARTZ STONE



2000381

SIZE:

1600x
3200mm

ENGINEERED
QUARTZ
STONE

APPLICATIONS:



KITCHEN
BATH




HOSPITAL
WELLNESS



INDOOR

THICKNESS:
20mm / 30mm

FINISH:
POLISHED



ANEMON / 1600X3200MM / ENGINEERED QUARTZ STONE



2000391

SIZE:

1600x
3200mm

ENGINEERED
QUARTZ
STONE

APPLICATIONS:



KITCHEN
BATH



HOSPITAL
WELLNESS



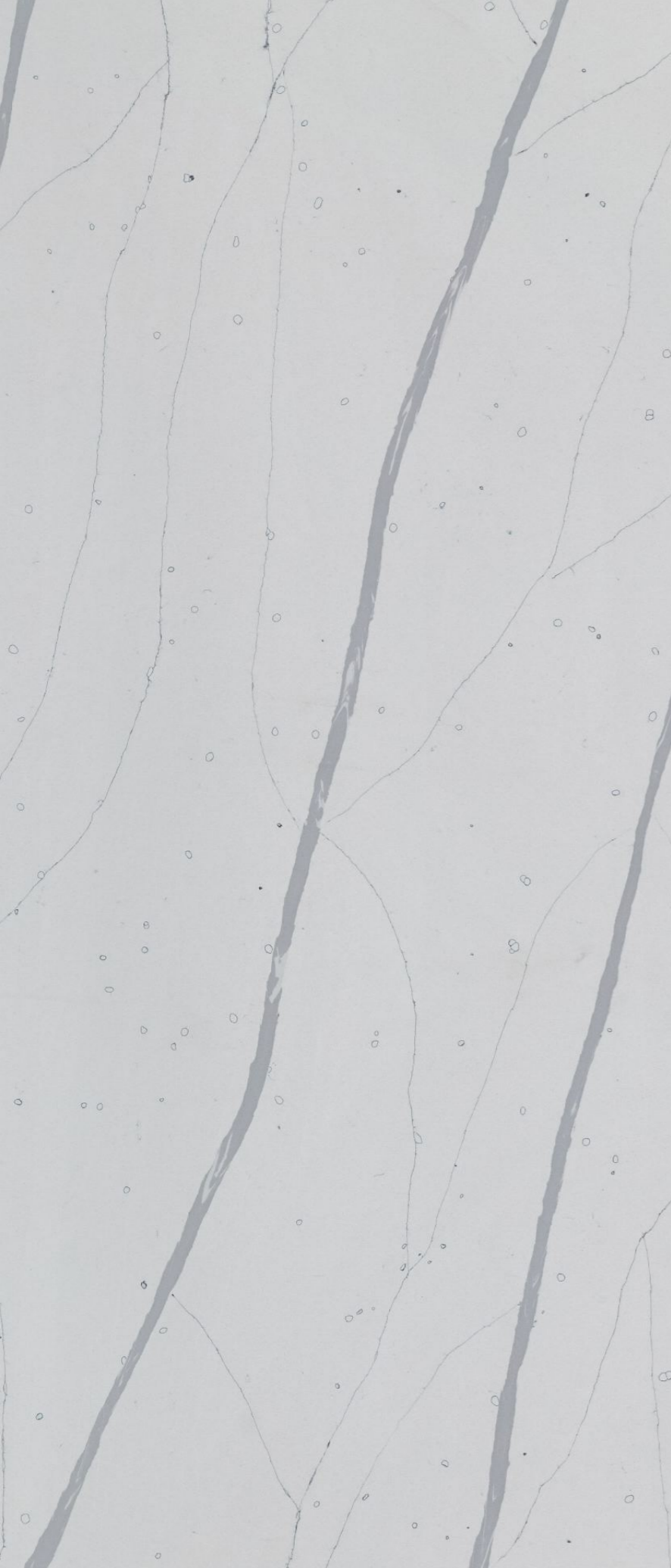
INDOOR

THICKNESS:
20mm / 30mm

FINISH:
POLISHED



ANEMON / 1600X3200MM / ENGINEERED QUARTZ STONE



2000392

SIZE:

1600x
3200mm

ENGINEERED
QUARTZ
STONE

APPLICATIONS:



KITCHEN
BATH




HOSPITAL
WELLNESS



INDOOR

THICKNESS:
20mm / 30mm

FINISH:
POLISHED



ANEMON / 1600X3200MM / ENGINEERED QUARTZ STONE



2000393

SIZE:

1600x
3200mm

ENGINEERED
QUARTZ
STONE

APPLICATIONS:



KITCHEN
BATH



HOSPITAL
WELLNESS



INDOOR

THICKNESS:
20mm / 30mm

FINISH:
POLISHED



ANEMON / 1600X3200MM / ENGINEERED QUARTZ STONE



2000394

SIZE:

1600x
3200mm

ENGINEERED
QUARTZ
STONE

APPLICATIONS:



KITCHEN
BATH



HOSPITAL
WELLNESS



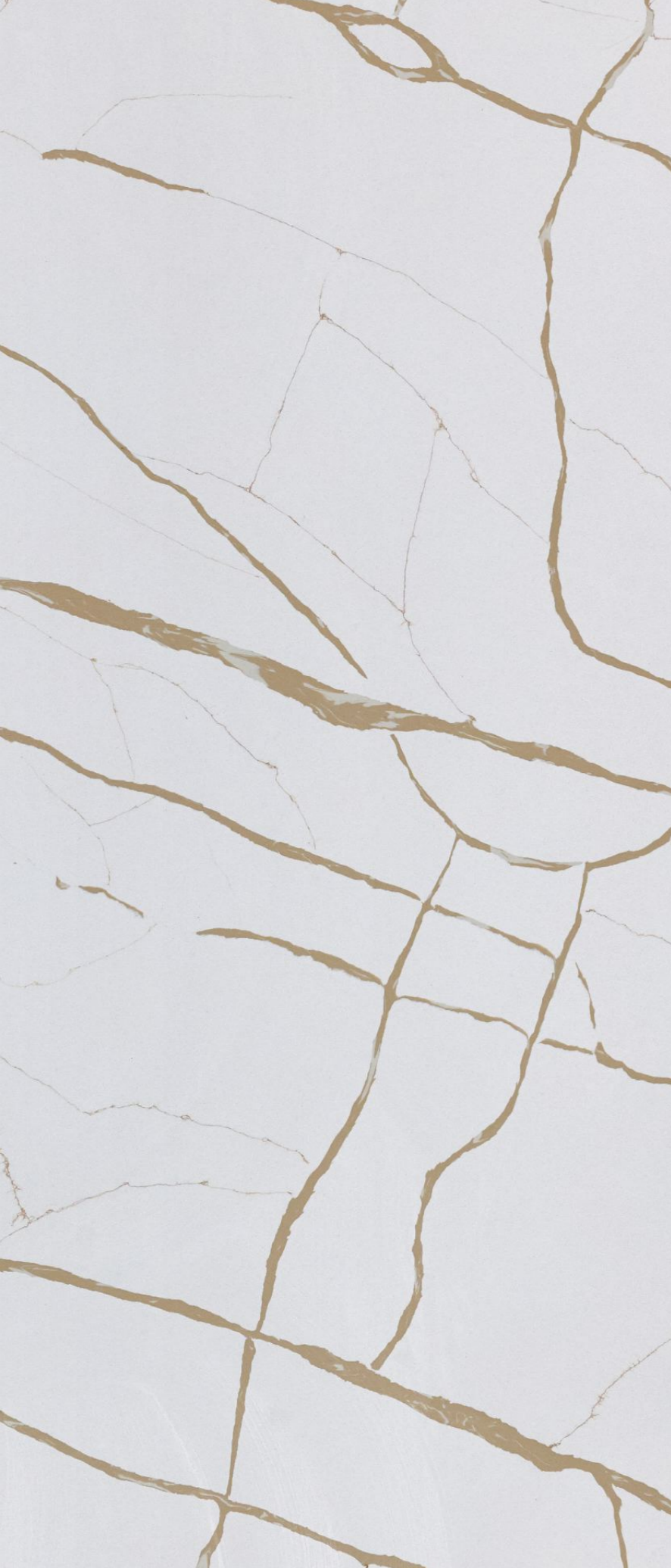
INDOOR

THICKNESS:
20mm / 30mm

FINISH:
POLISHED



ANEMON / 1600X3200MM / ENGINEERED QUARTZ STONE



2000395

SIZE:

1600x
3200mm

ENGINEERED
QUARTZ
STONE

APPLICATIONS:



KITCHEN
BATH



HOSPITAL
WELLNESS



INDOOR

THICKNESS:
20mm / 30mm

FINISH:
POLISHED



ANEMON / 1600X3200MM / ENGINEERED QUARTZ STONE



2000396

SIZE:

1600x
3200mm

ENGINEERED
QUARTZ
STONE

APPLICATIONS:



KITCHEN
BATH



HOSPITAL
WELLNESS



INDOOR

THICKNESS:

20mm / 30mm

FINISH:

POLISHED



ANEMON / 1600X3200MM / ENGINEERED QUARTZ STONE



2000397

SIZE:

1600x
3200mm

ENGINEERED
QUARTZ
STONE

APPLICATIONS:



KITCHEN
BATH



HOSPITAL
WELLNESS



INDOOR

THICKNESS:
20mm / 30mm

FINISH:
POLISHED



ANEMON / 1600X3200MM / ENGINEERED QUARTZ STONE



2000398

SIZE:

1600x
3200mm

ENGINEERED
QUARTZ
STONE

APPLICATIONS:



KITCHEN
BATH



HOSPITAL
WELLNESS



INDOOR

THICKNESS:
20mm / 30mm

FINISH:
POLISHED



ANEMON / 1600X3200MM / ENGINEERED QUARTZ STONE



2000399

SIZE:

1600x
3200mm

ENGINEERED
QUARTZ
STONE

APPLICATIONS:



KITCHEN
BATH



HOSPITAL
WELLNESS



INDOOR

THICKNESS:
20mm / 30mm

FINISH:
POLISHED



ANEMON / 1600X3200MM / ENGINEERED QUARTZ STONE



2000400

SIZE:

1600x
3200mm

ENGINEERED
QUARTZ
STONE

APPLICATIONS:



KITCHEN
BATH



HOSPITAL
WELLNESS



INDOOR

THICKNESS:


20mm / 30mm

FINISH:

POLISHED



ANEMON / 1600X3200MM / ENGINEERED QUARTZ STONE



2000585

SIZE:

1600x
3200mm

ENGINEERED
QUARTZ
STONE

APPLICATIONS:



KITCHEN
BATH



HOSPITAL
WELLNESS




INDOOR

THICKNESS:

20mm / 30mm

FINISH:

POLISHED



ANEMON / 1600X3200MM / ENGINEERED QUARTZ STONE



20001007H

SIZE:

1600x
3200mm

ENGINEERED
QUARTZ
STONE

APPLICATIONS:



KITCHEN
BATH



HOSPITAL
WELLNESS



INDOOR

THICKNESS:
20mm / 30mm

FINISH:
POLISHED



ANEMON / 1600X3200MM / ENGINEERED QUARTZ STONE



ANIMON

SIZE:

1600x
3200mm

ENGINEERED
QUARTZ
STONE

APPLICATIONS:



KITCHEN
BATH



HOSPITAL
WELLNESS



INDOOR

THICKNESS:

20mm / 30mm

FINISH:

POLISHED



ANEMON / 1600X3200MM / ENGINEERED QUARTZ STONE



CARMELO

SIZE:

1600x
3200mm

ENGINEERED
QUARTZ
STONE

APPLICATIONS:



KITCHEN
BATH



HOSPITAL
WELLNESS



INDOOR

THICKNESS:

20mm / 30mm

FINISH:

POLISHED



ANEMON / 1600X3200MM / ENGINEERED QUARTZ STONE



CLOUD CARRARA

SIZE:

1600x
3200mm

ENGINEERED
QUARTZ
STONE

APPLICATIONS:



KITCHEN
BATH



HOSPITAL
WELLNESS



INDOOR

THICKNESS:
20mm / 30mm

FINISH:
POLISHED



ANEMON / 1600X3200MM / ENGINEERED QUARTZ STONE



KU2

SIZE:

1600x
3200mm

ENGINEERED
QUARTZ
STONE

APPLICATIONS:



KITCHEN
BATH



HOSPITAL
WELLNESS



INDOOR

THICKNESS:
20mm / 30mm

FINISH:
POLISHED



ANEMON / 1600X3200MM / ENGINEERED QUARTZ STONE



LICOLN GRAY

SIZE:

1600x
3200mm

ENGINEERED
QUARTZ
STONE

APPLICATIONS:



KITCHEN
BATH



HOSPITAL
WELLNESS



INDOOR

THICKNESS:

20mm / 30mm

FINISH:

POLISHED



ANEMON / 1600X3200MM / ENGINEERED QUARTZ STONE



MERADIAN GRAY

SIZE:

1600x
3200mm

ENGINEERED
QUARTZ
STONE

APPLICATIONS:



KITCHEN
BATH



HOSPITAL
WELLNESS



INDOOR

THICKNESS:
20mm / 30mm

FINISH:
POLISHED



ANEMON / 1600X3200MM / ENGINEERED QUARTZ STONE



MERIDIAN GRAY HATCH

SIZE:

1600x
3200mm

ENGINEERED
QUARTZ
STONE

APPLICATIONS:



KITCHEN
BATH




HOSPITAL
WELLNESS



INDOOR

THICKNESS:
20mm / 30mm

FINISH:
POLISHED



ANEMON / 1600X3200MM / ENGINEERED QUARTZ STONE



ROYAL WHITE

SIZE:

1600x
3200mm

ENGINEERED
QUARTZ
STONE

APPLICATIONS:



KITCHEN
BATH



HOSPITAL
WELLNESS



INDOOR

THICKNESS:
20mm / 30mm

FINISH:
POLISHED



ANEMON / 1600X3200MM / ENGINEERED QUARTZ STONE



STERRY WHITE BLACK

SIZE:

1600x
3200mm

ENGINEERED
QUARTZ
STONE

APPLICATIONS:



KITCHEN
BATH




HOSPITAL
WELLNESS



INDOOR

THICKNESS:
20mm / 30mm

FINISH:
POLISHED



ANEMON / 1600X3200MM / ENGINEERED QUARTZ STONE



STERRY WHITE BROWN

SIZE:

1600x
3200mm

ENGINEERED
QUARTZ
STONE

APPLICATIONS:



KITCHEN
BATH



HOSPITAL
WELLNESS



INDOOR

THICKNESS:

20mm / 30mm

FINISH:

POLISHED



ANEMON / 1600X3200MM / ENGINEERED QUARTZ STONE



STERRY WHITE C GREEN R BROWN

SIZE:

1600x
3200mm

ENGINEERED
QUARTZ
STONE

APPLICATIONS:



KITCHEN
BATH



HOSPITAL
WELLNESS




INDOOR

THICKNESS:

20mm / 30mm

FINISH:

POLISHED



ANEMON / 1600X3200MM / ENGINEERED QUARTZ STONE



STERRY WHITE GRAY VAIN

SIZE:

1600x
3200mm

ENGINEERED
QUARTZ
STONE

APPLICATIONS:



KITCHEN
BATH




HOSPITAL
WELLNESS



INDOOR

THICKNESS:
20mm / 30mm

FINISH:
POLISHED



ANEMON / 1600X3200MM / ENGINEERED QUARTZ STONE



TRAVELLA

SIZE:

1600x
3200mm

ENGINEERED
QUARTZ
STONE

APPLICATIONS:



KITCHEN
BATH



HOSPITAL
WELLNESS



INDOOR

THICKNESS:


20mm / 30mm

FINISH:

POLISHED



ANEMON / 1600X3200MM / ENGINEERED QUARTZ STONE



VOLKAS WHITE

SIZE:

1600x
3200mm

ENGINEERED
QUARTZ
STONE

APPLICATIONS:



KITCHEN
BATH



HOSPITAL
WELLNESS




INDOOR

THICKNESS:

20mm / 30mm

FINISH:

POLISHED



ANEMON / 1600X3200MM / ENGINEERED QUARTZ STONE

Notes: